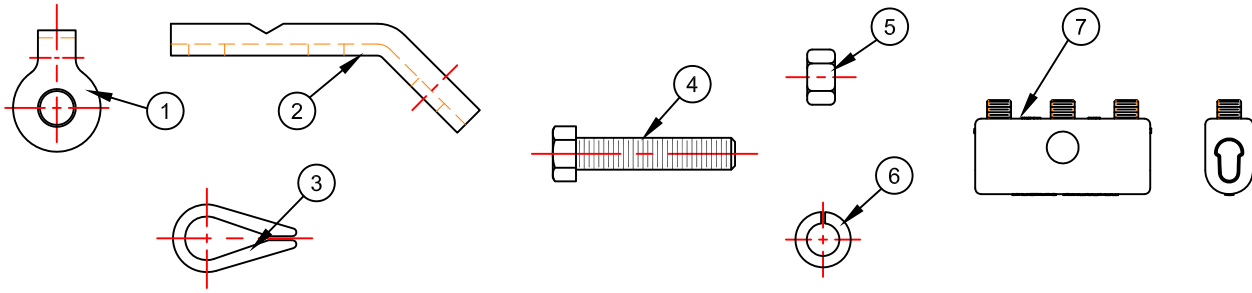


QUAKEBULK CABLE RESTRAINT

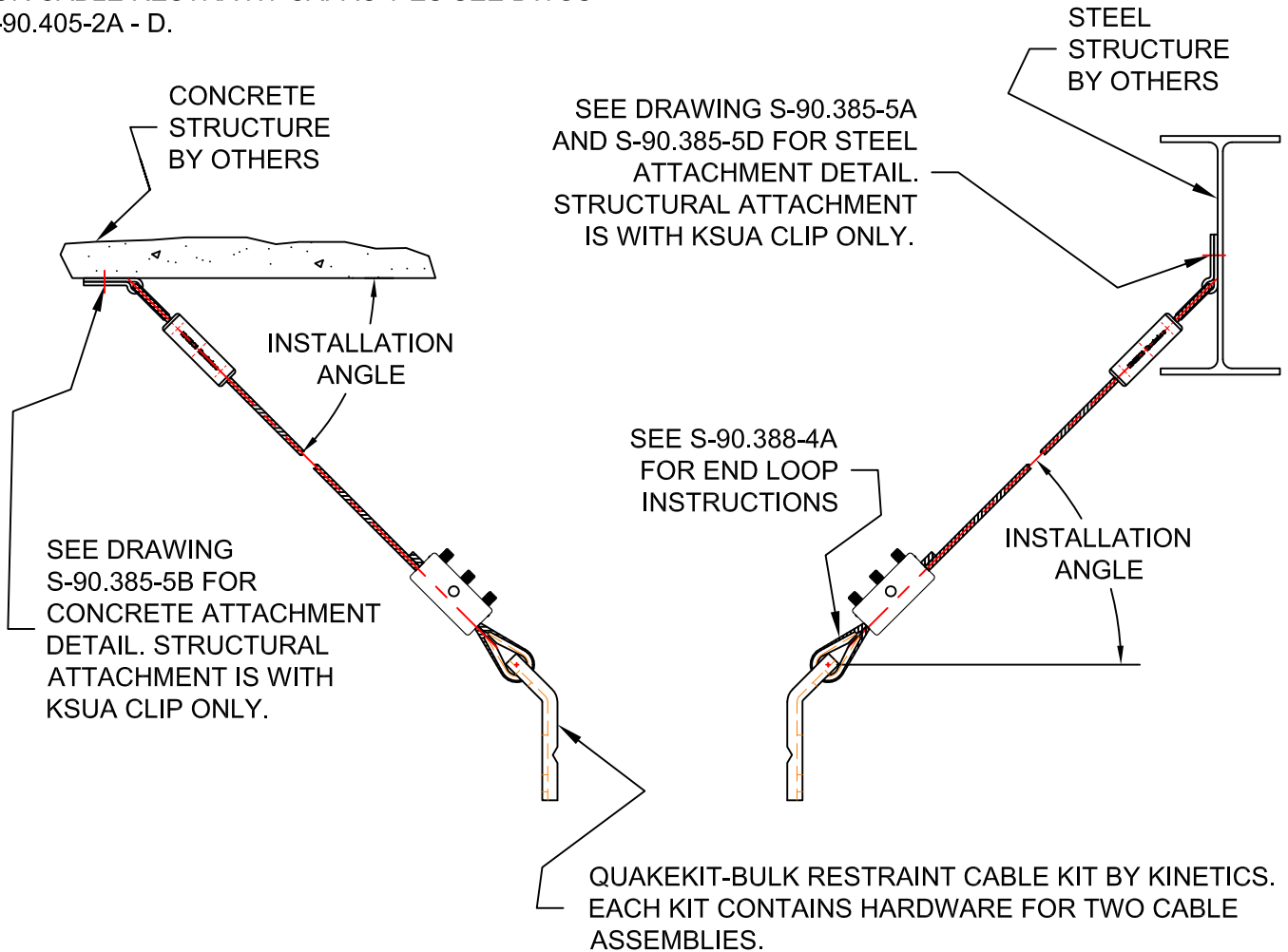


MK	QTY	DESCRIPTION
1	2	KSUA-2 CABLE ATTACHMENT BRACKET
2	2	KSCA CABLE ATTACHMENT BRACKET
3	4	WIRE ROPE THIMBLE
4	2	0.50 N.C. X 2.50 HEX BOLT

MK	QTY	DESCRIPTION
5	2	0.50 N.C. HEX NUT
6	2	0.50 LOCK WASHER
7	4	QUAKELOC


CABLE SPECIFIED SEPARATELY AS BULK ROLL QUANTITY.

NOTE:
FOR CABLE RESTRAINT CAPACITIES SEE DWGS S-90.405-2A - D.



FOR WOODEN STRUCTURES, SEE DRAWING S-90.385-5C FOR LAG SCREW ATTACHMENT DETAIL.

THIS COMPONENT IS SUITABLE FOR SEIMIC APPLICATIONS SUBJECT TO THE QUALIFICATIONS INDICATED ON THIS DRAWING.



LAST DATE
REVISED
09/16/11

DRAWN BY
DCB

DRAWING NO.
S-90.405-1C

S-90